

Personalization in HRI: A longitudinal field experiment

Min Kyung Lee¹, Jodi Forlizzi¹, Sara Kiesler¹, Paul Rybski², John Antanitis¹, Sarun Savetsila²
HCI Institute¹, Robotics Institute²
Carnegie Mellon University
5000 Forbes Ave
Pittsburgh, PA 15213

{mkleee, kiesler, forlizzi, prybski}@cs.cmu.edu, {jantanit, ssavetsi}@andrew.cmu.edu

ABSTRACT

Creating and sustaining rapport between robots and people is critical for successful robotic services. As a first step towards this goal, we explored a personalization strategy with a snack delivery robot. We designed a social robotic snack delivery service, and, for half of the participants, personalized the service based on participants' service usage and interactions with the robot. The service ran for each participant for two months. We evaluated this strategy during a 4-month field experiment. The results show that, as compared with the social service alone, adding personalized service improved rapport, cooperation, and engagement with the robot during service encounters.

Categories and Subject Descriptors

I.2.9 [Artificial Intelligence]: Robotics – *Operator interfaces*

General Terms

Design, Experimentation, Documentation

Keywords

Personalization, social robot, human-robot interaction, service design, organization, mixed-method, field trial, HRI

1. INTRODUCTION

Robotic system services have strong potential for assisting people with everyday tasks in workplaces (e.g., [8]). Examples of current services include a hospital delivery robot, a rehabilitation coach, an assistive robot for the mobility impaired, and a shopping or museum guide. A robot that efficiently and correctly provides service is a prerequisite for success. For some services, however, it may be helpful if the robot is social and builds rapport with people.

Prior work in service and human-agent interaction research suggests rapport between people and a robot is critical when a positive service outcome depends on how well people trust and cooperate with the robot [2]. Stronger rapport between people and service providers was reported to increase people's satisfaction and willingness to cooperate with a service provider's recommendation and instructions [7]. Even in services that do not require high levels of cooperation on the part of the customer, social interaction and rapport can reinforce people's satisfaction with and loyalty to a service provider [7]. To create effective

Permission to make digital or hard copies of all or part of this work for personal or classroom use is granted without fee provided that copies are not made or distributed for profit or commercial advantage and that copies bear this notice and the full citation on the first page. To copy otherwise, or republish, to post on servers or to redistribute to lists, requires prior specific permission and/or a fee.

HRI'12, March 5–8, 2012, Boston, Massachusetts, USA.

Copyright 2012 ACM 978-1-4503-1063-5/12/03...\$10.00.




Figure 1. Snackbot carrying snack (left panel) and with a participant doing a neck stretch with the robot (right panel)

social robots, researchers have imbued robots with various social abilities. Some robots adhere to social norms [18], use relational languages [2], or have anthropomorphic or zoomorphic forms, so that people perceive them as an entity to which they can relate [12].

A research question that typically is not addressed in prior work is how to design meaningful social interaction and build rapport for repeated interactions. Styles of interaction successful for one time interaction may not be effective in building rapport over time. Existing work on social agents that used relational strategies over time suggests that people may lose interest in conversing socially with a robot once the novelty effect wears off [5]. Other work suggests that people's rapport with an agent may not increase after the first contact [2].

The work presented here asks whether personalizing a robotic service could help sustain people's interest in the robot, and takes a step toward designing and understanding personalization over time in the context of a service robot. We argue that for repeated usage, it will be helpful for the robot to be aware of its mutual experiences with users, and to use this information to personalize its interactions over time. In this manner, interactions with the robotic service become more relevant to individuals and groups who use the service over time, reinforce the rapport between people and robot, and sustain their engagement with the service.

We designed a personalized snack service for a workplace and evaluated it through a 4-month field experiment during which each customer interacted with the snack delivery robot, Snackbot [12] (Figure 1). Our results suggest that personalization positively affects how people relate to the robot and the service.

The contribution of this work is three-fold. First, we demonstrate the effects of personalization with memory in human-robot interaction. We also show changes in people's experiences with the robot over time through a longitudinal study, adding to a small but growing literature that investigates social HRI over repeated interactions [5]. Finally, we provide an example of applying a service design approach, and point to areas of opportunity and challenge, to help frame future work in this emerging area.

1.1 Personalization

Personalized service refers to any behavior occurring in a service interaction intended to individuate the customer and the service

experience [21]. Previous personalization research in human-computer interaction, HRI, and the service literature falls into three overlapping categories. Many social robot projects fall into a category in which researchers increase the friendliness or social presence of interactive systems, to make interaction feel social and personal. For instance, Pfeifer and Bickmore reported that users' exercise reports increased in accuracy when an interface included an anthropomorphic character [19]. A second category of work includes the design of interactive systems to fit users' preferences, and/or to allow users to customize these systems. Examples in HRI include the customization of a robot's appearance or personality [6], or task preferences [15]. Dautenhahn suggests a theoretical model for a personalized companion combining the first two approaches [4]. The third and smaller category of work consists of projects that personalize interactions over repeated encounters. In HRI, such robots might recognize when users return [5] or use the robot infrequently [9]. So far, these robots do not remember mutual interactions with users or maintain continuity in their interactions.

We advance research in the third category by using the history of a robot's repeated interactions with users to personalize its social interactions with users, rather than starting each interaction as if it were the first or second encounter. As a first step in this approach, we harness the snack delivery service robot's memory of users' snack choices, users' service usage patterns, and the robot's own behaviors when it was with users (particularly breakdowns). Prior encounters with each user are automatically logged in the system's memory and we use these data to create or update each new interaction with the robot. We hypothesized this personalization strategy would strengthen rapport between users and the robot, increase cooperation and engagement with the robot during service encounters, and increase service satisfaction. A robot that remembers and acknowledges its past interactions with users might give them the feeling of receiving special attention and personal recognition when they meet the robot again. The feeling of being treated as special is one of the reasons why customers build relationships with human service providers [7]. We suggest that personalized encounters will increase people's sense that the robot's dialogues are relevant to them, making interaction more engaging, and increasing the robot's persuasiveness.

There are some reasons to believe that personalization can backfire, however. Prior research shows that some people prefer self-service to interacting with a human service provider [17]. We thought this might be the case for a personalized social robot as well. Just as people sometimes feel more obligated to other people than they wish, a personalized robot might impose unnecessary social pressure and an unwanted feeling of obligation. A personalized robotic interaction also might increase people's concern for their privacy because the robot is tracking their behavior. These considerations led us to build a personalized robotic service and test it in a long-term field experiment.

2. ROBOTIC SERVICE DESIGN

Testing our personalization strategy in the workplace required us to design an end-to-end service that people would use. We designed a holistic service that comprised a website for customers to order snacks, desirable snack offerings, a semi-autonomous robot to locate offices and deliver snacks to customers, a database of snack deliveries and interactions [11]. We also used an out-of-sight operator to choose appropriate interactions from the pool of dialogue scripts and to fix unanticipated problems with the robot.

2.1 Components

The Snackbot service was comprised of a front end consisting of services that participants encountered directly, and a back end consisting of the underlying system that participants did not see.

2.1.1 Front end

Snack ordering website. Participants could order snacks using our snack ordering website [13]. They specified the snack type, delivery day, and their office number. Only those registered in the study could order snacks through the website.

Snacks. Snackbot delivered six different snacks—apples, bananas, oranges, Reese's peanut butter cups, Snickers candy bars, and chocolate chip cookies. We chose a mixture of snacks that were not always available in the workplace.

Robot. Snackbot [12], a 4.5-foot tall, anthropomorphic wheeled robot delivered the snacks. The robot can make head movements to each side, and up and down, and can animate its LED mouth display to smile, frown, or show a neutral expression. The robot uses its SICK LIDAR to navigate the office environment autonomously (with obstacle avoidance and path planning). In our study, because the website information was not linked to the robot, an operator manually specified the office delivery destinations. The robot used the Cepstral text to speech program with a male voice. The robot carried a web camera and a microphone on its chest to record interactions. Speech output was controlled remotely with a laptop connected to the robot through a wireless network. Despite all our efforts, the robot had significant limitations that were evident to participants. It followed pre-set scripts. There were frequent delays in the dialogue. Sometimes the system froze when there were wireless network communication problems. However, there were no differences in breakdown frequencies between the conditions of the study.

2.1.2 Back end

Robot control interface. Over the previous several years, we had developed a usable interface for operators. This interface allowed an operator to control the robot's navigation, nonverbal movements, and dialog system remotely. The interface showed the video feed from the robot, the robot's location on the building map, its head position, and a number of dialogue scripts. The operator could see a participant's actions through the video/audio feed on the interface.

Operator. An operator transformed the orders on the website to a delivery schedule, specifying a customer name, a snack name, and an office location to the robot control interface. The operator also loaded the snacks on the robot's tray, initialized the robot at the start of each delivery run, and localized it. The operator had three designated sitting locations in the workplace building not visible from participants' offices. The operator also opened any doors in the hallways to enable the robot to go through. According to the personalization condition and interaction timeline, the operator loaded an appropriate dialogue script and clicked each node based on what the human did. To know when problems occurred, operators used a robot control interface showing a video feed of participants interacting with the robot.

2.2 Interaction Design

The main interactions between the service and participants occurred through participants' website orders and interactions with the robot, the latter of which became a main focus of our design efforts. We constructed the interaction scripts before we

launched the service, considering the events to take place and potential user choices and behaviors.

2.2.1 Structure of interaction

We created a prototypical interaction structure, informed by the interactions we observed between a hot dog vendor and his long-time customers. These interactions started with the vendor identifying the customer, greeting and engaging in small talk with the customer, engaging in the snack transaction, and then enacting social leave-taking. Below is one of the scripts that the robot operator could use in an early day in the trial.

*[At the office door] Excuse me. I have an order for David. [Robot looks straight ahead.]
Hello, David. Nice to meet you [Robot looks up to make eye contact with David.]
{...social interaction...}
Please take your apple. [Robot looks down at the tray and then looks up at David.]
Thanks, David. Bye, I'm leaving now. [Robot looks straight]*

The robot followed pre-set scripts, which did not allow for improvisations of the operator to maintain consistency across participant experiences. The robot's responses were constructed in a way that made sense regardless of the participants' response (e.g., "I see."), or had two alternative responses, each applied to a participant's yes or no answer. When the dialog scripts did not have appropriate responses to a participant's comment, the robot said, "I have no idea," or just laughed, "ha ha."

2.2.2 Social interactions

We created interaction dialogues that fit a workplace context, so the robot would be perceived as a member of the work organization (Table 1). The robot's responses also were designed to be agreeable, to emphasize similarity and honesty (e.g., admitting the inability to understand many topics).

Table 1. Social small talk topics

| Categories | Topics | Examples |
|-----------------------|--|---|
| Temporal and seasonal | Days of the week, holidays (April Fool's Day, Memorial Day), seasons | "You've got something on your face! [pause] April Fool's!" |
| Organizational | Spring festival, mid-term and final exams, break | "Do you have any plans for carnival?" |
| Regional | Pittsburgh Pirates baseball team | "It is baseball season. Do you follow the Pirates?" |
| Task-oriented | Information or story related to snacks | "Bananas are a really good source of potassium and vitamin B6. Excellent choice." |
| Other | Joke, local weather | "It is a nice day today. I am glad to see you again and hope you are doing well." |

2.2.3 Personalized interactions

For half of the participants, we built dialogues and planned interactions that used information from their prior interactions with the robot and snack deliver service (Table 2). We focused on users' snack choice patterns, service usage patterns, and the robot's prior behaviors. We did not personalize the interaction based on what participants said to the robot because it was not realistic with the current level of language technology. For the robot to personalize its interactions with participants, it had to be

aware of its own prior behavior. One main way we accomplished that was to maintain a record of all breakdowns and mistakes in the service database so the robot could apologize for prior malfunctions. (In prior work, we have shown that apology can be helpful in rectifying mistakes [14].)

Table 2. Personalized topics

| Categories | Topics | Examples |
|------------------------|---|--|
| Snack choices | Users' favorite snacks; whether they stuck to healthy snacks; whether they seemed to like variety; group's snack consumption patterns | "By the way, it seems as though you really like [snack name]. This is the [nth] time you have ordered one. Are [snack name] your favorite snack?" |
| Service usage patterns | Whether they were regular weekly users; had they been in their office when the robot was there; times when they did not use the snack service | "I missed you during my snack deliveries [n] times so far. I am glad to finally see you again." |
| Robot's behaviors | Frequency of breakdowns and apology (no breakdowns to frequent breakdowns) | "I was thinking about my first month here. I realized that I broke down and made mistakes [n] times in front of you. Sorry for that, and thank you for being patient with me." |

2.2.4 Guiding interactions

The current level of technology was not conducive to participant-initiated conversation. Therefore, the robot's interactions were designed to guide interaction. For example, instead of giving participants time to initiate conversations, the robot attempted to lead the conversation, for example, by asking questions. To address situations where the robot could not process human behaviors, the robot used dialogues to encourage participants or passersby to behave in a manner that it could process. For example, the robot sometimes said, "Can you please stand in front of me?" and "I have bad ears, so sometimes I cannot hear very well. Can you repeat, please?"

2.2.5 Exceptional use cases

Pretesting pointed to several situations other than snack transactions that the robot had to be prepared to address. For instance, some passersby took snacks from the tray without the robot's permission, or intentionally blocked the robot's path. In these cases, the robot made comments such as, "Please don't be rude. I am just a robot," and "please return the snack to a proper place. I have the campus police on my speed dial... Just kidding." Sometimes the robot broke down and stood in the hallway until it was debugged. In these situations, the robot communicated its status to people who approached, such as "I am not feeling well; my operators are fixing me."

3. METHOD

We conducted a field experiment from February to June, 2011 in a workplace to test the following hypotheses:

1. A personalized social robot will increase rapport and cooperation with the robot as compared with a sociable robot lacking personalization.
2. A personalized social robot will increase engagement during the service encounter as compared with a sociable robot lacking personalization.

3. A personalized social robot will increase satisfaction with a snack service as compared with a sociable robot lacking personalization.

3.1 Field Site

Our participants were distributed across 16 offices located in 10 hallways on one floor of an office building at Carnegie Mellon University. We randomized the assignment of conditions to hallways because participants within hallways could hear the interactions of the robot with their office mates or with those in adjacent offices. This adjustment assured non-contamination across conditions but did not allow for randomization at the individual level.

3.2 Experimental Design

The study was a two (Personalization vs. No Personalization) x two (Pre-personalization [Period 1] vs. Post-personalization [Period 2]) mixed factorial design (Table 3). We used interactions in Period 1 to collect baseline attitude scores and interaction behaviors. Baseline behaviors also were used to personalize the interactions in the Personalization condition. In general, Period 1 included each participant’s first four interactions with the robot, and Period 2 included the rest of the interactions. However, for those who joined the service later (two in Personalization, three in No Personalization), we had to shorten their Period 1 to 2-3 interactions because at the end of June offices were being moved. Participants joining the later study who had 2-3 interactions in Period 1 were equally distributed across the conditions. In Period 2, participants interacted with the robot 5 times on average (Personalization $M = 5.67$ ($SE = 0.59$), No Personalization $M = 4.33$ ($SE = 0.51$), $F(1,20) = 2.96$, $p = .1$).

Table 3. Experimental design

| Condition | Period 1 Robot Behavior | Period 2 Robot Behavior |
|--------------------|-------------------------|---|
| Personalization | Social interaction | Social interaction + personalized interaction |
| No Personalization | Social interaction | Social interaction |

3.3 Participants

We used flyers, postcards, and a snowball sampling method to recruit participants. The study required participants to have offices in our field site, and generally to be in their offices 2:30 p.m. to 4 p.m. at least one day a week. Thirty-two participants signed up; eight participants never placed an order, one participant left the organization, and two participants in the Personalization condition dropped out after two deliveries due to the inconvenient delivery schedule. We ended up with 21 participants, nine in the Personalization condition and 12 in the No Personalization condition. There were eight women ranging in age from 23–49 and 13 men ranging in age from 22–51. The participants included eleven graduate students, eight staff members, one post-doc, and one faculty member. All were members of a computer science school. Only one participant had prior exposure to the robot. Knowledge of programming did not statistically differ in the two conditions. Knowledge of robotics was a little higher in the No Personalization condition, but not statistically significant.

3.4 Procedure

The robot delivered snacks from 2:30–4pm Mondays, Wednesdays, and Fridays. We provided snacks for free to compensate users’ participation in surveys and interviews. Participants could place an order anytime before noon on the day

of snack delivery. If participants were not in their offices, their snack was placed in a paper bag and hung on their office door. Because we could not deliver snacks to all 21 participants in a day, those who joined the service early were retired from the study after two months of usage.

3.5 Data Sources

3.5.1 Interaction logs

The robot’s camera and microphone recorded all interactions between the robot and participants. Except for one day when the robot’s recording was turned off accidentally, and a few other cases when the camera was turned away from participants, 175 interactions were audio recorded and 161 interactions were video recorded when participants were in their offices.

3.5.2 Surveys

Participants completed a background survey after registering for the study, robot and service evaluation surveys at the end of Periods 1 and 2, and an exit survey. The background survey included questions about participants’ demographic information, their snacking routines, and their orientations toward services, adapted from [14]. The evaluation survey included self-report measures of rapport development adopted from [1]. The exit survey measured participants’ overall satisfaction with the service, and checks on the manipulation of personalization.

3.5.3 Interviews

The first author conducted 30–60 minute semi-structured interviews with the 21 participants at the end of the study. The interview protocol included questions about participants’ positive and negative experiences with the robot and the service, their initial expectations and how their experiences with the robot changed over time, and how other people around them behaved. To avoid biasing the interview, the protocol did not include explicit questions about personalization.

3.6 Measures

3.6.1 Participants’ service orientation

Our previous work showed that people’s service orientations influenced their reactions to and satisfaction with a robotic service [14]. Therefore we used items (7-point Likert scales) from [14] to assess participants’ food service orientation—relational vs. utilitarian. Using principle component analysis, we constructed a social orientation scale with three items (Cronbach’s $\alpha = .78$), and a utilitarian scale with six items (Cronbach’s $\alpha = .52$). Participants in the No Personalization condition ($M = 5.31$, $SE = 0.34$) had a higher social orientation than those in the Personalization condition ($M = 4.07$, $SE = 0.40$), $F(1, 20) = 5.55$, $p < .05$, so we included the social orientation scale as a control variable in our statistical analysis model.

3.6.2 Rapport

We measured rapport strength by using the constructs liking, closeness, and self-connection, suggested by the literature on relationship with brands [1] and politeness [3]. Subjective measures were included in the surveys, and behavioral measures were taken from participants’ behavior during snack delivery. We first read all interaction transcripts, identifying behaviors that show participants liked the robot and felt close to it. We do not discuss behaviors equally exhibited in both conditions (e.g., greetings). Two coders coded for the following three behaviors.

Flattery and gift giving. These behaviors convey that people are cooperators, specifically, that the speaker wants to satisfy the

hearer's wants [3]. We coded instances when participants complemented the robot (e.g., "you are inspirational to me," "I'm glad you came.") or gave a gift to the robot; Cohen's Kappa = .78).

Self-disclosure. Self disclosure indicates that two people feel close to each other [3]. We coded instances where participants shared information about themselves that was not solicited or goes beyond the typical response given to the robot (e.g., Snackbot: "Get ready for a new week." Participant B: "That's right. We'll see. We have a big presentation tomorrow. Hopefully we'll be okay."; Cohen's Kappa = .70).

Greeting using the robot's name. We coded instances when the participants greeted the robot using its name.

Closeness. The evaluation survey included two 7-point Likert items adopted from [1] (I have a personal relationship with the robot, I feel close to the robot; Cronbach's $\alpha = .76$).

Self-connection. The evaluation survey included two 7-point Likert items adopted from [1] (Snackbot represents the personal service that I would want, The service fits my current lifestyle; Cronbach's $\alpha = .60$).

3.6.3 Cooperation

Cooperation measures consisted of participants' responses to three requests the robot made in three visits towards the end of each participant's service experience. We invented cooperation tasks to meet the following criteria: participants would have to listen to the robot, comply with a request for a favor entailing a new behavior by the participant that would not happen without the request, and would be different in each case, to avoid learning or habit effects. We standardized the measures by transforming scores so that each distribution has a mean of zero and a standard deviation of 1.

Help request. The robot explained to participants that it needed to give visitors a tour of the building, and asked whether they could suggest good locations to add to the tour. We counted the number of locations that participants suggested.

Neck stretch. The robot explained to participants that taking a break has been shown to boost people's productivity. The robot said it knew how to do a neck stretching exercise that helps release the tension around a person's neck and shoulders. The robot asked participants whether they would like to try the exercise. We coded whether the participants completed the exercise with the robot or not (yes = 1, no = 0).

Mystery snack. The robot explained to participants that it was carrying a special "fresh and good" mystery snack. The robot asked whether participants would like to try the mystery snack instead of the snack that they ordered. The mystery snacks were baked goods such as a lemon bar or cupcake that had not been part of the service. We coded whether the participants took the mystery snack or not (yes = 1, no = 0).

3.6.4 Engagement

To measure engagement during service encounters, we coded participants' postures and facial expressions, which can indicate people's engagement in social interaction [10]. We do not discuss measures that did not differ between the two conditions (e.g., gaze, head nodding). We did not code proxemics because we could not reliably measure the distance between participant and robot from the recorded videos.

Facial expression. We coded for instances of smiling, laughter and general facial expression (positive, neutral, negative).

Standing posture. We coded whether participants were upright, leaning against the door, or leaning forward. The frequency of leaning forward did not vary by condition. Compared to leaning against the door, standing upright is a less relaxed behavior, and indicates a positive attitude, more attention to an addressee [10], and is exhibited when the addressee is of a higher status [16].

3.6.5 Service satisfaction

The exit survey included questions on participants' overall service satisfaction, their willingness to continue the service on a 7-point Likert scale, and how much they would be willing to pay per month to continue to use the service.

3.7 Analyses

3.7.1 Analysis of interview data

We transcribed the interviews and did thematic coding. Initial themes were used to create an affinity diagram. Based on these results, we chose to focus on unsolicited remarks that related to personalization (e.g., "the robot knew what I had chosen").

3.7.2 Analysis of quantitative data

We used a multi-level regression model to analyze the codes from the interaction log, comparing responses during Period 1 vs. Period 2. For the evaluation surveys, we used ordinary least squared regression analysis to measure rapport after Period 2, controlling for initial rapport after Period 1. For the exit survey, we used ordinary least squares ANOVA. We included the social orientation scale as a control variable in all the models, because, as noted above, social orientation differed between conditions.

4. RESULTS

Our results provide substantial evidence that personalization of the robot improved participants' service experience.

4.1 Overall Service Usage

There were 261 orders, on average 6 orders per day (SD = 4.53). On average, each participant ordered 12 snacks (SD = 3.96) throughout the study. The participants could order only one snack at a time. Excluding the times participants were not in their offices, they interacted with the robot 9 times on average (SD = 3.07). Each interaction averaged one minute and six seconds long (SD = 37 seconds), included 7 turns (SD = 2.28) by the participant and 8 turns (SD = 2.27) by the robot. The average number of words in participants' dialogues was 35.13 (SD = 23.08). The difference between conditions in interaction duration and number of turns was not statistically significant.

4.2 Manipulation Check

In the exit survey, we asked participants if the robot remembered their previous snack choices (Personalization M = 6.70 (SE = 0.56), No Personalization M = 4.31 (SE = 0.48), $F(2,19) = 9.38$, $p < .01$), other customers' snack choices (Personalization M = 6.63 (SE = 0.63), No Personalization M = 4.33 (SE = 0.50), $F(2,19) = 7.18$, $p = .02$), and how personal the service felt (Personalization M = 6.13 (SE = 0.44), No Personalization M = 4.90 (SE = 0.38), $F(2,19) = 4.01$, $p = .06$). These results show that the personalization manipulation was effective.

4.3 Rapport

As predicted in Hypothesis 1, recorded interactions show that participants exhibited social behaviors more frequently when the robot personalized its dialogues (see Figure 2).

Flattery and gifts. Participants in the Personalization condition were more likely to flatter the robot or to give it a gift during

Period 2 ($M = 0.22$, $SE = .05$) than during Period 1 ($M = 0.07$, $SE = .05$), $F(1, 163.1) = 5.84$, $p < .05$, and more than those in the No Personalization condition ($M = 0.03$, $SE = .04$), $F(1, 34.7) = 9.16$, $p < .01$; period x condition interaction, $F = (1, 163.3) = 2.61$, $p = .1$). Here is one example:

Participant E: (starts laughing). I have a snack for you.

Snackbot: Please take your orange.

Participant E: I have a snack for you Snackbot. It's a battery.

Snackbot: Thanks, [participant name]. Enjoy your snack.

Participant E: Bye Snackbot.

Snackbot: I hope you have a wonderful day. Goodbye.

Participant E: You too, enjoy your snack.

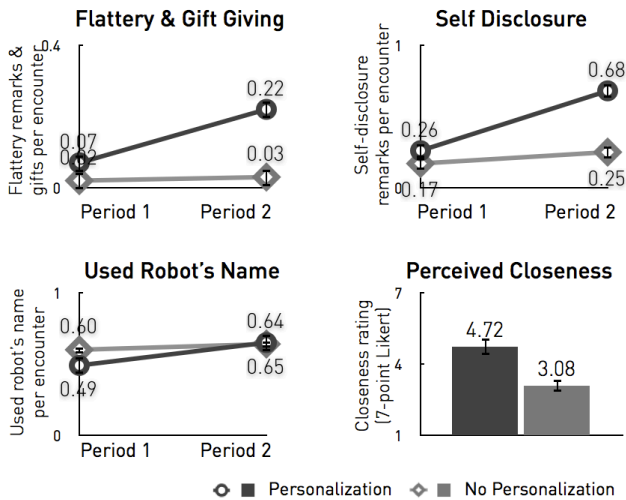


Figure 2. Measures of rapport

Self-disclosure. Participants also disclosed more about themselves in the Personalization condition during Period 2 ($M = 0.68$, $SE = 0.10$) than during Period 1 ($M = 0.26$, $SE = 0.11$), $F(1, 162.4) = 14$, $p = .001$, and those in the No Personalization condition ($M = 0.25$, $SE = 0.09$), $F(1, 25.84) = 9.11$, $p < .01$; period x condition interaction, $F(1, 159.5) = 4.92$, $p = 0.03$).

Using the robot's name. Participants in the Personalization condition greeted the robot with the robot's name (i.e., "Hi, Snackbot") more frequently ($M = 0.65$, $SE = 0.13$) during Period 2 than Period 1 ($M = 0.49$, $SE = 0.13$), $F(1, 143.7) = 5.23$, $p < .05$. This result suggests a potential ceiling effect, but we could not think of reasons why there would be a ceiling in this rate.

Perceived closeness. Participants in the Personalization condition felt closer to the robot ($M = 4.72$, $SE = 0.71$) than those in the No Personalization condition ($M = 3.08$, $SE = 0.52$; $F(3,16) = 3.05$, $p = .1$) but the difference was only marginally significant. Perceived self-connection did not differ by condition.

4.4 Cooperation

Personalization increased participants' cooperation, as predicted in Hypothesis 2. We derived a summary measure of cooperation for each participant by standardizing scores on all three measures (see Figure 3) and calculating a mean for each person. The results showed people's willingness to cooperate with the robot was greater in the Personalization condition ($M = 0.49$, $SE = .28$) than in the No Personalization condition ($M = -0.45$, $SE = .22$), $F(2,18) = 3.48$, $p = 0.02$. We provide an example below.

Snackbot: I need to give a tour of [building] for visitors, I am still new to this building and I am not sure where to bring them. Could you suggest some interesting places in [building]?

Participant F (No Personalization condition): Snackbot, let's not be ridiculous, can I take my snack? Can I have my snack?

Participant L (Personalization condition): Let's see. You could visit the [exhibit name] on the first floor or the third floor. The second floor has a lot of cool other robotic stuff that you could check out or show people, I think they would like that [...].

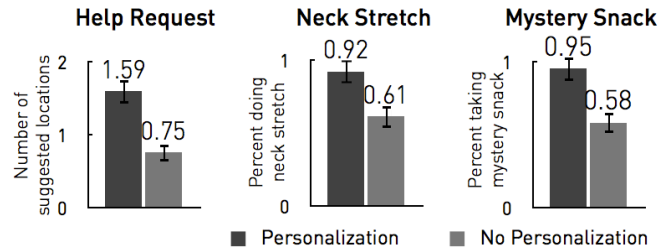


Figure 3. Measures of cooperation

4.5 Engagement

Participants' engagement with the robot appeared to be more sustained when the robot personalized its remarks (see Figure 4).

Laughing. Participants laughed more during personalized interactions during Period 2 ($M = 1.53$, $SE = 0.36$) than during Period 1 ($M = 0.99$, $SE = 0.36$), $F(1,146.1) = 4.94$, $p < .05$ and more than those in the No Personalization condition ($M = 0.70$, $SE = 0.32$), $F(1, 27.91) = 2.75$, $p = .10$; period x condition interaction: $F(1, 145.3) = 3.27$, $p = .07$).

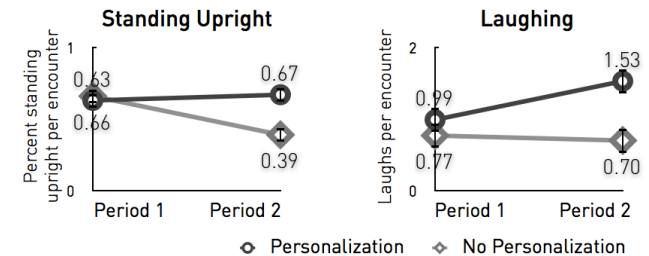


Figure 4. Measures of engagement

Standing posture. The percentage of the participants who sustained their upright standing posture did not change over time in the Personalization condition. In the No Personalization condition, the percentage of the participants who stood upright when interacting with the robot decreased from Period 1 ($M = 0.66$, $SE = 0.1$) to Period 2 ($M = 0.39$, $SE = 0.1$), $F(1,140.2) = 11.25$, $p = .001$. More participants in the No Personalization condition leaned against their office doors while interacting with the robot in Period 2, signaling higher status and/or less attention.

4.6 Service Satisfaction

The ratings of service satisfaction did not statistically differ by condition. Participants in both conditions were highly satisfied with the service (Personalization $M = 6.05$ ($SE = 0.24$); No Personalization $M = 6.22$ ($SE = 0.21$)), and were willing to continue the service (Personalization $M = 6.40$ ($SE = 0.41$); No Personalization $M = 6.53$ ($SE = 0.35$)). Participants in the Personalization condition said they would pay more to continue to use the service ($M = \$16.19$, $SE = 4.09$) than those in the No Personalization condition ($M = \$12.4$, $SE = 3.48$), but the difference was not statistically significant.

5. DISCUSSION

Our analyses suggest that personalizing the interactions with the robot reinforced participants' rapport, cooperation, and engagement. Our post-study interview results helped us

understand how participants interpreted the personalization strategy. As noted above, in the interviews, we did not mention personalization, so the answers we received were unsolicited.

5.1 Receiving Personal Attention

Consistent with the literature on personalization, participants seemed to like personal attention from the robot. We designed Snackbot's personalization to build on real experiences between the robot and the person, creating an interaction that was unique to each participant. When the robot remembered even a small detail about a participant, for example, their favorite snack, it seemed to elicit feelings of closeness. For example, Participant N said:

Surprisingly Snackbot knows that he never dies on me. (Interviewer: How did you feel about it?) So I feel good. I feel special that I communicate with Snackbot with no problem.

By contrast, in the No Personalization condition, most participants expressed a desire to have more tailored interactions with the robot, as Participant U said:

But I felt like over time [...] if he shows up every week, Monday, Wednesday and Friday, you would hopefully learn [my] name or that the conversation would get to the point where it could be a little bit more personal.

The rapport created through personalization may have played a role in influencing people's willingness to cooperate or help the robot. Participant I in the No Personalization condition said during the interview that the robot's tour help question was one of his negative experiences with the robot:

I think it was mostly that you don't have enough of a rapport with it to answer that question. So if it was like someone—if it was like Justin or someone who works with me, I could be like "Oh we should show them the thing down in that lab where you work."

5.2 Sustaining Interest

According to the interviews, participants in the Personalization condition were more engaged with the robot over the course of the study. We surmise that the robot's interactions became more meaningful over time. For those in the No Personalization condition, interaction with the robot became less meaningful as participants realized that their conversation with the robot did not have any bearing on the robot's future behavior. This caused people to lose interest in conversing with the robot. By contrast, in the Personalization condition, the robot made comments based on its past performance or the participant's use of the service, building common ground and shared history. The robot's telling stories related to the participant each time caused excitement and expectation, as participants waited for new stories.

Participant L (Personalization condition): We even commented to each other a couple times; What do you think he's going to say today or do you think he's going to say something about carnival?

5.3 Disadvantages of Personalization

As in human interaction, personal conversation can create discomfort because people feel invested in the relationship. Some of Snackbot's personalized dialogues evoked negative responses, especially when participants felt uneasy about the behaviors that were the topics of conversation. The most sensitive topics pertained to participants' not being present when the robot arrived, and to their choice of snacks.

Participant M (Personalization condition): But then my most negative [feeling] was one time he said, "I notice that you always

order Reese's Cups. You must really like Reese's Cups," and that was kind of awkward for me because it's like, "Oh, I'm the one ordering all the junk food, and eating junk food every day, and now he's pointing it out."

We were initially concerned that participants would have privacy concerns or feel more pressure to be social with the robot when the robot personalized its interactions. Participants mentioned that they did not have privacy concerns with the topics or events that the robot used to personalize. In both conditions, participants seemed to feel some pressure to be social and polite with the robot as the interactions took place in a social setting, the workplace, and others might hear these interactions.

6. IMPLICATIONS

In this section, we briefly address how to design successful personalization for repeated interactions.

When to use personalization. Human-robot interaction may benefit from personalized behaviors when it is important for the service to track and be aware of past service events. Customers know the business has a record of interactions and may expect a social robot to reflect these past interactions. For example, a snack delivery robot in a nursing home could be aware of what time meals were last served. Personalized behaviors may also be useful when the robot needs to be persuasive, for example, in choosing a healthy snack over an unhealthy snack, or when the robot needs help or input from customers [20]. Personalized behavior will be also useful in situations where the robot is assisting people doing boring and repetitive tasks since personalized behaviors over time can create surprise, joy and more engagement.

How to use personalization. We suggest personalization is best used to define a meaningful relationship between a robot and a person. As we learned in our study, the events that are selected to make meaning must be chosen carefully. For example, comments about liking a particular kind of candy were embarrassing rather than meaningful. Like human interaction, not all facts bear repeating. Consideration must be given to what critical moments in an interaction are and how they can be detected. For example, an assistive robot in a care facility might call out moments of independence and ability to complete activities of daily living rather than breakdowns or calls for assistance.

Challenges and opportunities. Individuals differ in their receptivity to personalization. It will be important to develop mechanisms to detect responses to specific strategies and ways for the robot to recover from mistakes. Personalization also offers new opportunities in services. One avenue for research will be to investigate personalization unique to robots; for examples, unlike humans, the robot has a perfect record of past interactions. In a setting where a human could not easily employ personalization techniques (e.g., a vendor in a big store), robots can personalize their interactions and change the dynamics of encounters. Another interesting avenue is self-aware robotic services. Compared to systems personalized to users' tracked behaviors, our attempt to use the robot's own tracked behaviors to personalize its interaction is relatively new. Our study suggests that it can be a promising area for the design of repeated interactions.

7. LIMITATIONS

Conducting a field experiment using a realistic service increased the ecological validity of our results but also entailed three notable constraints. First, we randomized conditions across the hallways to avoid contamination. Nonetheless, participants in the same hallway sometimes socialized during the Snackbot visit, and the

existing culture of the hallway may have influenced the results reported in the paper. Second, we used different styles of personalization to elicit surprise and enjoyment. For this reason, we cannot distinguish among the effects of specific personalization tactics. We do not know whether our strategy would be as effective if only one of the personalization topics were used. Third, the robot took one or two more speaking turns in the Personalization condition than in the No Personalization condition. It could have been more effective simply because it spoke more.

Our study was also limited due to technical constraints. It was conducted on one floor of a computer science building, where the robot could operate reliably, with access to engineering help if it broke down. (Studying an organization's prototype within that organization is not uncommon for this reason [22].) None of our participants were part of the Snackbot development but some would have had a bias to like robots. Also, our study used a Wizard of Oz technique for the selection of nodes in the dialog script. When we asked participants if they believed the robot was autonomous, they wondered how much the robot was autonomous, but no one believed that they were communicating with an operator through the robot.

The snack service was operated as compensation for participating in the trial for at least two months. Free snacks may have contributed to high service satisfaction in both conditions. Also, we recorded all the interactions with participants' consent. Recording may have influenced participants' behaviors, as well. Finally, the robot was anthropomorphic. Generalizing the results to different service domains and robots will require further investigation.

8. CONCLUSION

Through a longitudinal study, we provide evidence that personalization with memory reinforces people's rapport, cooperation, and engagement with a robot. We also show changes in people's experiences with the robot over time. By presenting an example of a personalized robotic service, we offer insights on factors that other researchers can refer to when designing their systems. We hope this study inspires future research into how robots could be designed to engage people in a pleasurable and meaningful way over time.

9. ACKNOWLEDGMENTS

This work was supported by NSF grants 0624275 and 709077. We thank Alex McCluskey, Leonard Turnier, Katherine Cuti, Ahmad Shamsuddin, and Junior Baboolall for their assistance.

10. REFERENCES

- [1] Aaker, J., Fournier, S., & Brasel, A. (2004). When good brands do bad. *Journal of Consumer research*, 31, 1-16.
- [2] Bickmore, T. & Picard, R. (2005). Establishing and maintaining long-term human-computer relationships. *Transactions on Computer Human Interaction*, 59(1), 21-30.
- [3] Brown, P., & Levinson, S. (1987). *Politeness: Some universals in language usage*. Cambridge University Press.
- [4] Dautenhahn, K. (2004). Robots we like to live with: A developmental perspective on a personalized, life-long robot companion. *Proc. of ROMAN'04*, 17-22.
- [5] Gockley, R., Bruce, A., Forlizzi, J., Michalowski, M., Mundell, A., Rosenthal, S., Sellner, B., Simmons, R., Snipes, K., Schultz, A.C., & Wang, J. (2005). Designing robots for long-term social interaction. *Proc. of IROS'05*, 2199-2204.
- [6] Goetz, J., Kiesler, S., & Powers, A. (2003). Matching robot appearance and behavior to tasks to improve human-robot cooperation. *Proc. of ROMAN'03*, 55-60.
- [7] Gwinner, K.P., Gremier, D.D., & Bitner, M.J. (1998). Relational benefits in services industries: The customer's perspective. *Journal of Academy of Marketing Science*, 26(2), 101-114.
- [8] Hada, Y., Gakuhari, H., Takase, K., & Hemeldan, E.I. (2004). Delivery service robot using distributed acquisition, actuators and intelligence. *Proc. of IROS'04*, 2997-3002.
- [9] Kidd, C. D., & Breazeal, C. (2008). Robots at home: Understanding long-term human-robot interaction. *Proc. of IROS'08*, 3230-3235.
- [10] Knapp, M. L., & Hall, J. A. (2009). *Nonverbal communication in human interaction*. Cengage Learning.
- [11] Lee, M.K., & Forlizzi, J. (2009). Designing adaptive robotic services. *Proc. of IASDR'09*.
- [12] Lee, M.K., Forlizzi, J., Rybski, P.E., Crabbe, F., Chung, W., Finkle, J., Glaser, E., & Kiesler, S. (2009). The Snackbot: Documenting the design of a robot for long-term Human-Robot Interaction. *Proc. of HRI'09*, 7-14.
- [13] Lee, M. K., Kiesler, S., & Forlizzi, J. (2011). Mining behavioral economics to design persuasive technology for healthy choices. *Proc. of CHI'11*, 325-334.
- [14] Lee, M.K., Kiesler, S., Forlizzi, J., Srinivasa, S., & Rybski, P. (2010). Gracefully mitigating breakdowns in robotic services. *Proc. of HRI'10*, 203-210.
- [15] Mason, M., & Lopes, M. (2011). Robot self-initiative and personalization by learning through repeated interactions. *Proc. of HRI'11*, 433-440.
- [16] Mehrabian, A. (1970). A semantic space for nonverbal behavior. *Journal of Consulting and Clinical Psychology*, 35(2), 248-257.
- [17] Meuter, M. L., Ostrom, A. L., Roundtree, R. I., & Bitner, M. J. (2000). Self-service technologies: Understanding customer satisfaction with technology-based service encounters. *Journal of Marketing*, 64(3), 50-64.
- [18] Nakauchi, Y., & Simmons, R. (2002). A social robot that stands in line. *Autonomous Robots*, 12, 313-324.
- [19] Pfeifer, L. M. & Bickmore, T. (2011). Is the media equation a flash in the pan? The durability and longevity of social responses to computers. *Proc. of CHI'10*, 777-780.
- [20] Rosenthal, S., Veloso, M., & Dey, A. K. Is someone in this office available to help me? Proactively seeking help from spatially-situated humans. To appear in *Journal of Intelligent and Robotic Systems*.
- [21] Surprenant, C.F., & Solomon, M.R. (1987). Predictability and personalization in the service encounter. *Journal of Marketing*, 51(2), 86-96.
- [22] Venolia, G., Tang, J., Cervantes, R., Bly, S., Robertson, G. G., Lee, B. & Inkpen, K. (2010). Embodied Social Proxy. *Proc. of CHI'10*, 1049-105.